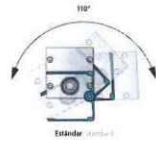
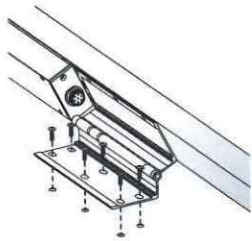


4. INSTALACIÓN INSTALLATION

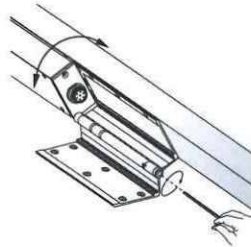
A Soporte standard Standard bracket



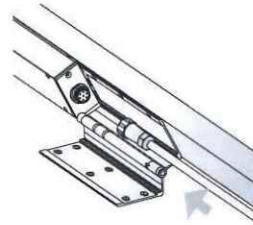
Estándar Standard



Fijación luminaria
Luminaire fixation



Ajustar ángulo deseado y fijar
Set up angle and fix the bracket

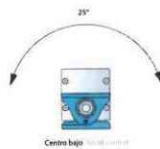


Conexión
Connection

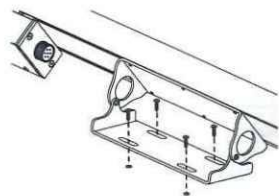
B Soporte centro alto / centro bajo Tall central / Small central bracket



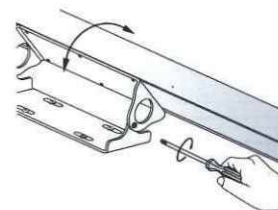
Centro alto Tall central



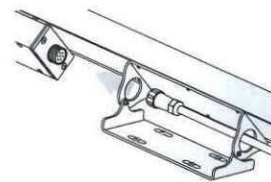
Centro bajo Small central



Fijación luminaria
Luminaire fixation

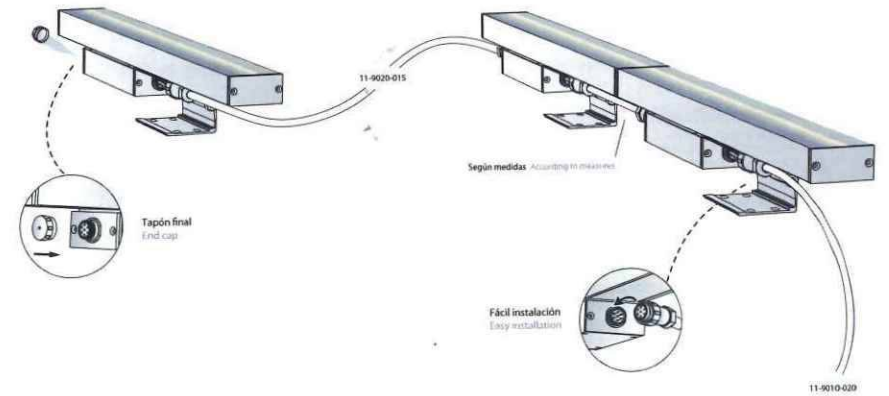


Ajustar ángulo deseado y fijar
Set up angle and fix the bracket

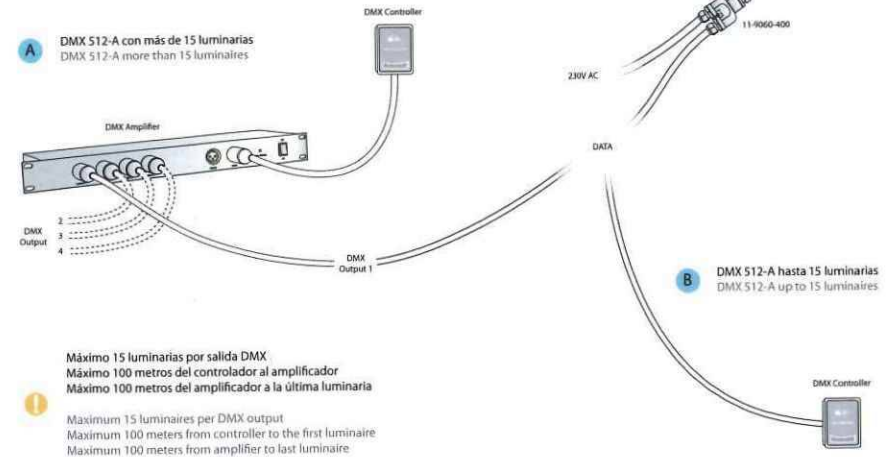


Conexión
Connection

5. CONEXIONADO CONNECTIONS



A DMX 512-A con más de 15 luminarias DMX 512-A more than 15 luminaires



Máximo 15 luminarias por salida DMX
Máximo 100 metros del controlador al amplificador
Máximo 100 metros del amplificador a la última luminaria

Maximum 15 luminaires per DMX output
Maximum 100 meters from controller to the first luminaire
Maximum 100 meters from amplifier to last luminaire

L	(Azul Blue)	1,5 mm ²	230V AC
N	(Marrón Brown)	1,5 mm ²	
⊕	(Amarillo-Verde Ground)	1,5 mm ²	230V AC
DMX+/DALI	(Blanco White)	0,22 mm ²	
GND	(Malla Shield)	0,22 mm ²	230V AC
DMX-/DALI	(Naranja Orange)	0,22 mm ²	

Máximo 15 luminarias por controlador DMX
Máximo 100 metros del controlador a la última luminaria

Para instalación DALI seguir el conexionado tipo B

Maximum 15 luminaires per DMX controller
Maximum 100 meters from controller to first luminaire

Follow connection diagram type B for DALI installations