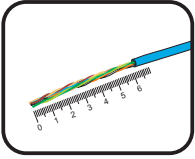
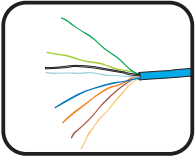


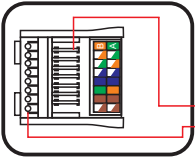
TOMADA RJ45 CAT 5E




1º Passo
Cabo categoria 5E
Desencapar 60mm



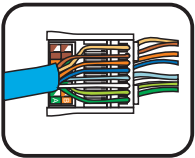
2º Passo
Separar os pares



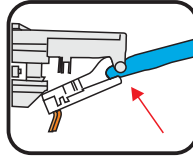
3º Passo
Tampa traseira RJ45
Alojamento para os fios
Furos de passagem



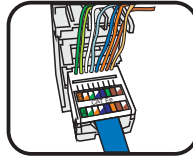
4º Passo
Posicionar os pares nos furos de passagem de acordo com as cores da tampa traseira da tomada RJ45



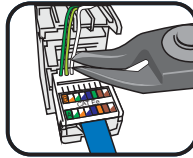
5º Passo
Posicionar os pares nos alojamentos dos fios



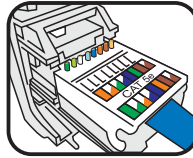
6º Passo
Posicionar a tampa traseira no respectivo alojamento de montagem da tomada



7º Passo
Clipar a tampa traseira na tomada



8º Passo
Cortar as sobras dos fios



9º Passo
Testar

simon